



**Draka**  
Automotive & Aviation



# Aerospace Wires & Cables

Short form catalogue

Draka Fileca  
Route nationale n° 1 - 60730 - Sainte-Geneviève  
France

Tel : + 33 3 44 08 21 21

Fax : + 33 3 44 08 98 86

E-mail : [fileca-office@draka.com](mailto:fileca-office@draka.com)

[www.draka-fileca.com](http://www.draka-fileca.com)














The product descriptions in our publications are correct to the best of our knowledge. They reflect the present state of the technology and our capabilities. The details are a general description of the characteristics of our products, which do not necessary apply to every purpose or under all conditions. The descriptions do not release the user from the responsibility of testing of the products for suitability the specific purpose. In cases of doubt, please contact our Service Department.

# SUMMARY

- European Hook-up & Airframe Wiring .....Page 2
- CF Series - Hook-up & Airframe Wiring Airbus .....Page 3
- CF Series - Hook-up & Airframe Wiring Dassault Specifications .....Page 4
- DM Series - Hook-up & Wires Airframe Wiring .....Page 5
- DR Series - Hook-up and Airframe Wiring Light Weight .....Page 6
- AD Series - Airframe Wiring Very Light Weight .....Page 7
- Flight Test Cables .....Page 8
- Special Cables .....Page 9
- JN Series – Hook-up and Airframe wires .....Page 10
- MIL Series – Airframe Wiring .....Page 11
- ET-E-EE Series–Nema HP3 Wires .....Page 12
- Data Transmission – Coaxial Cables .....Page 13
- Data Transmission – Twinax Bus .....Page 14
- Data Transmission – Quad Ethernet .....Page 15
- F A3901 Series – Space wires .....Page 16
- F A3903 Series – Space Wires .....Page 17
- Technical Parameters .....Page 18
- European Standards .....Page 20
- Company Profile .....Page 24


# Hook-up & Airframe Wiring

## Applicable Standards

	- 65°C + 150°C	-55°C +180°C	- 55°C + 200°C	-65°C + 260°C	-65°C + 260°C
<b>▶ SINGLE CORE</b> 	JN 1007CH	AD ABS0949	CF-U ASNE0261 EN2266-005A	DM EN2267-008A	DR EN2267-010A
<b>▶ MULTI CORES</b>   	-	ADB ABS1354	PF ASNE0264 EN2266-003B	PN EN2267-007B	DRB EN2267-009B
	-	ADC ABS1354	QF ASNE0266 EN2266-003C	QL EN2267-007C	DRC EN2267-009C
	-	ADD ABS1354	RF ASNE0268 EN2266-003D	RK EN2267-007D	DRD EN2267-009D
<b>▶ MULTI CORES JACKETED</b>   	JN1018PC		PFG EN2266-007B	-	-
	JN1018QC		QFG EN2266-007C	-	-
	JN1018RC		RFG EN2266-007D	-	-
<b>▶ SHIELDED &amp; JACKETED</b>    	JN1019SK	VNA ABS1356	SJ-U ASNE0270 EN2713-007A SJB EN2713-011A	GJ EN2714-011A	MLA EN2714-013A
	JN1019TB	VNB ABS1356	TK-U ASNE0272 EN2713-007B TKB EN2713-011B	MH EN2714-011B	MLB EN2714-013B
	JN1019UJ	VNC ABS1356	UD-U ASNE0274 EN2713-007C UDB EN2713-011C	UU EN2714-011C	MLC EN2714-013C
	JN1019VG	VND ABS1356	EN2713-007D VLB EN2713-011D	VV EN2714-011D	MLD EN2714-013D

## Hook-up & Airframe Wiring

Cable family	Standard ASNE	Standard EN	AWG Size Range	Construction
<b>▶ SINGLE CORE</b>				
CF-U	ASNE0261	EN2266-005A	26 to 10	Conductor : Nickel plated copper (AWG 22 to 10) High strength nickel plated copper (AWG 26 & 24) Insulation : Polyimide tapes & FEP topcoat Marking : Suitable for UV laser marking
<b>▶ MULTI CORES</b>				
PF	ASNE0264	EN2266-003B	26 to 10	Cores : 2 x ASNE0261 or EN2266 basic cores twisted cable Marking : Cannot be marked by UV laser.
QF	ASNE0266	EN2266-003C	26 to 10	Cores : 3 x ASNE0261 or EN2266 basic cores twisted cable Marking : Cannot be marked by UV laser
RF	ASNE0268	EN2266-003D	26 to 10	Cores : 4 x ASNE0261 or EN2266 basic cores twisted cable Marking : Cannot be marked by UV laser
<b>▶ SHIELDED &amp; JACKETED</b>				
SJ-U	ASNE0270	EN2713-007A	ASN 26 to 14 EN 26 to 10	ASNE0261 or EN2266 Basic core + Shield : nickel plated copper spiral Sheath : Polyimide & FEP topcoat Marking : Suitable for UV laser marking
TK-U	ASNE0272	EN2713-007B	ASN 26 to 12 EN 26 to 10	Cores : 2 x ASNE0261 or EN2266 Basic core + Shield : nickel plated copper spiral Sheath : Polyimide & FEP topcoat Marking : Suitable for UV laser marking
UD-U	ASNE0274	EN2713-007C	ASN 26 to 14 EN 26 to 12	Cores : 3 x ASNE0261 or EN2266 Basic core + Shield : nickel plated copper spiral Sheath : Polyimide & FEP topcoat Marking : Suitable for UV laser marking
VL	-	EN2713-003D	26 to 10	Cores : 4 x ASNE0261 or EN2266 Basic core + Shield : nickel plated copper spiral Sheath : Polyimide & FEP topcoat Marking : Suitable for UV laser marking



For detailed technical information refer to the product data sheet.

# CF Series

Temperature range : - 55 °C + 200°C

Operating Voltage : 600 V

## Multicore Jacketed or Silver Screened and Jacketed Airframe Wiring

Cable family	Standard	AWG Range	Construction
▶ MULTICORES JACKETED			
PFG	EN2266-007	26 to 14	Cores : E0261-CF-A (2cores) Sheath : Polyimide tapes + FEP top coat Marking : Suitable for UV laser marking
QFG	EN2266-007	26 to 12	Cores : E0261-CF-A (3 cores) Sheath : Polyimide tapes + FEP top coat Marking : Suitable for UV laser marking
RFG	EN2266-007	26 to 14	Cores : E0261-CF-A (4 cores) Sheath : Polyimide tapes + FEP top coat Marking : Suitable for UV laser marking
▶ SHIELDED & JACKETED			
SJB	EN2713-011A	26 to 10	Cores : E0261-CF-A (1 core) Shielding : Spiral screen silver plated copper Sheath : Polyimide tapes + FEP top coat Marking : Sensitive to UV laser
TKB	EN2713-011B	26 to 14	Cores : E0261-CF-A ( 2 cores) Shielding : Spiral screen silver plated copper Sheath : Polyimide tapes + FEP top coat Marking : Suitable for UV laser marking
UDB	EN2713-011C	26 to 12	Cores : E0261-CF-A (3 cores) Shielding : Spiral screen silver plated copper Sheath : Polyimide tapes + FEP top coat Marking : Suitable for UV laser marking
VLB	EN2713-011D	26 to 14	Cores : E0261-CF-A (4 cores) Shielding : Spiral screen silver plated copper Sheath : Polyimide tapes + FEP top coat Marking : Suitable for UV laser marking



For detailed technical information refer to the product data sheet.

## Hook-up and Airframe Wiring High Temperature - Arc Tracking resistant

Cable family	Standard	AWG Range	Construction
<b>▶ SINGLE CORE</b>			
<b>DM</b>	EN2267-008A	26 to 06	Conductor : Nickel plated copper (AWG 22 to 06) High strength nickel plated copper alloy (AWG 26 & 24)
<b>DMA</b>	EN2267-007A	26 to 06	Insulation : Polyimide + PTFE tapes Marking : Suitable for UV laser marking Same construction as DM but not sensitive to UV.
<b>▶ MULTI CORES</b>			
<b>PN</b>	EN2267-007B	26 to 06	Cores : 2 x EN2267-007 (DM-A) Basic cores Twisted Cable Marking : Not for UV laser marking
<b>QL</b>	EN2267-007C	26 to 06	Cores : 3 x EN2267-007 (DM-A) Basic Cores Twisted Cable Marking : Not for UV laser marking
<b>RK</b>	EN2267-007D	26 to 06	Cores : 4 x EN2267-007 (DM-A) Basic Cores Twisted Cable Marking : Not for UV laser marking
<b>▶ SHIELDED &amp; JACKETED</b>			
<b>GJ</b>	EN2714-011A	26 to 10	Cores : 1 x EN2267-007 (DM-A) Basic Core Shield : Nickel plated copper spiral shield Sheath : Polyimide + PTFE tapes Marking : Suitable for UV laser marking
<b>MH</b>	EN2714-011B	26 to 10	Cores : 2 x EN2267-007 (DM-A) Basic Cores Twisted Cable Shield : Nickel plated copper spiral shield Sheath : Polyimide + PTFE tapes Marking : Suitable for UV laser marking
<b>UU</b>	EN2714-011C	26 to 10	Cores : 3 x EN2267-007 (DM-A) Basic Cores Twisted cable Shield : Nickel plated copper spiral shield Sheath : Polyimide + PTFE tapes Marking : Suitable for UV laser marking
<b>VV</b>	EN2714-011D	26 to 14	Cores : 4 x EN2267-007 (DM-A) Basic Cores Twisted Cable Shield : nickel plated copper spiral shield Sheath : Polyimide + PTFE tapes Marking : sensitive to UV laser
<b>MJ</b>	EN2714-012E	18 to 12	Cores : 5 x EN2267-007 (DM-A) Basic Cores Twisted Cable Shield : Nickel plated copper braided shield Sheath : Polyimide + PTFE tapes Marking : Suitable for UV laser marking



# DR Series

Temperature range : - 65 °C + 260°C

Operating Voltage : 600 V

## Hook-up and Airframe wiring Light Weight - Arc Tracking resistant

Cable family	Standard	AWG Range	Construction
<b>▶ SINGLE CORE</b>			
<b>DR</b>	EN2267-010A	26 to 02	Conductor : Nickel plated copper (AWG 22 to 02) High strength nickel plated copper alloy (AWG 26 & 24) Insulation : Polyimide + PTFE tapes Marking : Suitable for UV laser marking
<b>DRA</b>	EN2267-009A	26 to 02	Same construction as DR but not sensitive to UV.
<b>▶ MULTI CORES</b>			
<b>DRB</b>	EN2267-009B	26 to 02	Cores : 2 x EN2267-009A (DR-A) Basic cores twisted cable
<b>DRC</b>	EN2267-009C	26 to 02	Cores : 3 x EN2267-009A (DR-A) Basic Cores Twisted Cable
<b>DRD</b>	EN2267-009D	26 to 08	Cores : 4 x EN2267-009A (DR-A) Basic Cores Twisted cable
<b>▶ SHIELDED &amp; JACKETED</b>			
<b>MLA</b>	EN2714-013A	26 to 10	Cores : 1 x EN2267-009A (DR-A) Basic Core Shield : Nickel plated copper spiral shield Sheath : Polyimide + PTFE tapes Marking : Suitable for UV laser marking
<b>MLB</b>	EN2714-013B	26 to 10	Cores : 2 x EN2267-009A (DR-A) Basic Cores Twisted Cable Shield : nickel plated copper spiral shield Sheath : Polyimide + PTFE tapes Marking : Suitable for UV laser marking
<b>MLC</b>	EN2714-013C	26 to 10	Cores : 3 x EN2267-009A (DR-A) Basic Cores Twisted cable Shield : Nickel plated copper spiral shield Sheath : Polyimide + PTFE tapes Marking : Suitable for UV laser marking
<b>MLD</b>	EN2714-013D	26 to 14	Cores : 4 x EN2267-007 (DR-A) Basic Cores Twisted Cable Shield : Nickel plated copper spiral shield Sheath : Polyimide + PTFE tapes Marking : Sensitive to UV laser
<b>MME</b>	EN2714-014E	18 to 10	Cores : 5 x EN2267-009A (DR-A) Basic Cores Twisted Cable Shield : Nickel plated copper braided shield Sheath : Polyimide + PTFE tapes Marking : Suitable for UV laser marking
<b>MMX</b>	EN2714-014F	18 to 10	Cores : 6 to 10 cores, available on request



For detailed technical information refer to the product data sheet.



## Airframe wiring Very Light Weight - Arc Tracking resistant

Cable family	Standard	AWG Size Range	Construction
<b>▶ SINGLE CORE</b>			
<b>AD</b>	ABS0949	24 to 04 3 to 000*	Conductor : Nickel plated copper Clad aluminium (AWG 24 to 4) Nickel plated aluminium (AWG 3 to 000) Insulation : Polyimide tape + PTFE tape Marking : Suitable for UV laser marking
<b>ADA</b>	ABS 1354		Same constructions as AD but not sensitive to UV
<b>▶ MULTI CORES</b>			
<b>ADB</b>	ABS 1354	24 to 04 03 to 000*	Cores : 2 X ABS 1354 (ADA) basic cores twisted cable Marking : Not suitable for UV laser marking
<b>ADC</b>	ABS 1354	24 to 04 03 to 000*	Cores : 3 x ABS 1354 (ADA) basic cores twisted cable Marking : Not suitable for UV laser marking
<b>ADD</b>	ABS 1354	24 to 04 03 to 01*	Cores : 4 x ABS 1354 (ADA) Basic Cores Twisted cable Marking : Not suitable for UV laser marking
<b>▶ SHIELDED &amp; JACKETED</b>			
<b>VNA</b>	ABS 1356	24 to 10	Cores : 1 x ABS 1354 (ADA) Basic Core Shield : Nickel plated copper spiral shield Sheath : Polyimide + PTFE tapes Marking : Suitable for UV laser marking
<b>VNB</b>	ABS 1356	24 to 10	Cores : 2 x ABS 1354 (ADA) Basic Cores Twisted Cable Shield : Nickel plated copper spiral shield Sheath : Polyimide + PTFE tapes Marking : Suitable for UV laser marking
<b>VNC</b>	ABS 1356	24 to 10	Cores : 3 x ABS 1354 (ADA) Basic Cores Twisted Cable Shield : Nickel plated copper spiral shield Sheath : Polyimide + PTFE Tapes Marking : Suitable for UV laser marking
<b>VND</b>	ABS 1356	24 to 14	Cores : 4 x ABS 1354 (ADA) Basic Cores Twisted Cable Shield : Nickel plated copper spiral shield Sheath : Polyimide + PTFE tapes Marking : Suitable for UV laser marking



For detailed technical information refer to the product data sheet.

\* : not in program

# Flight test cables

Temperature range : - 55 °C + 260°C

Operating Voltage : 250 V

## Flight test cables

Cable family	Standard	AWG Size	Construction
BG	ASNE0409	24	Conductor : Nickel plated copper, solderable Insulation : PTFE tape Marking : Suitable for UV laser marking
SU	ASNE0410	24	Cores : 1 ASNE0409 BG Basic core Shield : Nickel plated copper spiral Sheath : Polyimide tape + PTFE tape Marking : Suitable for UV laser marking
TV	ASNE0411	24	Cores : 2 ASNE0409BG Basic Cores Twisted cable + PTFE tape Shield : Nickel plated copper spiral Sheath : Polyimide tape + PTFE tape Marking : Suitable for UV laser marking
VF	ASNE0412	24	Cores : 4 ASNE0409 BG Basic Cores twisted cable + PTFE tape Shield : Nickel plated copper spiral Sheath : Polyimide tape + PTFE tape Marking : Suitable for UV laser marking
HK	ASNE0413	24	Thermocouple cable Conductor : Nickel chromium/Nickel aluminium Insulation : PTFE tape Shield : Nickel plated copper braid Sheath : Polyimide tape + PTFE tape



For detailed technical information refer to the product data sheet.

## Power Feeder Cables

Cable family	Standard ASNE	Standard EN	AWG Size Range	Temperature	Construction
▶ SINGLE CORE					
<b>DG or AIR</b> 1715	NSA935 131DG	EN2854	10 to 0000	260°C	Conductor : Nickel plated copper Insulation : Composite polyimide fibreglass tape PTFE tape
▶ SHIELDED & JACKETED					
<b>AIR</b> 715	NSA935 131DG		24 to 14	260°C	Core : AIR 1715 Braid screen : Nickel plated copper Jacket : PTFE + fibreglass + PTFE

## High flexibility airframe wires

Cable family	Standard	AWG Size Range	Temperature	Construction
<b>BF</b>	ASNE0260	24 to 18	200°C	Conductor : Nickel + silver plated copper Insulation : PTFE

## Equipment interconnect - 600V

Cable family	Standard	AWG Size Range	Temperature	Construction
<b>BN</b>	ASNE0719	24 to 16	150°C	Conductor : silver plated copper alloy (AWG24) Tin plated copper (AWG 16 to 22) Insulation : ETFE

For detailed technical information refer to the product data sheet.

# JN Series

Temperature range : - 65 °C + 150°C

Operating Voltage : 600 V

## Hook-up and Airframe Wires

Cable family	Standard	AWG Size	Construction
<b>▶ SINGLE CORE</b>			
<b>CH</b>	JN1007	24 to 12	Conductor : Nickel plated copper Insulation : PTFE tapes + polyimide tape + FEP top coat. Marking : Suitable for UV laser marking
<b>▶ MULTI CORES JACKETED</b>			
<b>PC</b>	JN1018	24 to 12	Cores : JN1007 (2 cores) Sheath : Polyimide tape & FEP top coat Marking : Suitable for UV laser marking
<b>QC</b>	JN1018	24 to 12	Cores : JN1007 (3 cores) Sheath : Polyimide tape & FEP top coat Marking : Suitable for UV laser marking
<b>RC</b>	JN1018	24 to 12	Cores : JN1007 (4 cores) Sheath : Polyimide tape & FEP top coat Marking : Suitable for UV laser marking
<b>▶ SHIELDED &amp; JACKETED</b>			
<b>SK</b>	JN1019	24 to 12	Cores : JN1007 (1 core) Shield : Nickel plated copper braid Jacket : Polyimide tape & FEP top coat Marking : Suitable for UV laser marking
<b>TB</b>	JN1019	24 to 12	Cores : JN1007 (2 cores) Shield : Nickel plated copper braid Jacket : Polyimide tape & FEP top coat Marking : Suitable for UV laser marking
<b>UJ</b>	JN1019	24 to 12	Cores : JN1007 (3 cores) Shield : Nickel plated copper braid Jacket : Polyimide tape & FEP top coat Marking : Suitable for UV laser marking
<b>VG</b>	JN1019	24 to 12	Cores : JN1007 (4 cores) Shield : Nickel plated copper braid Jacket : Polyimide tape & FEP top coat Marking : Suitable for UV laser marking



For detailed technical information refer to the product data sheet.

## Airframe Wiring (AS 22759/87-90-92)

Cable family	Standard	AWG Size	Construction
▶ SINGLE CORE			
<b>M22759/87*</b>	AS22759/87	26 to 0000	Conductor : Nickel plated copper Insulation : Special polyimide tape + PTFE tapes Normal weight Marking : Suitable for UV laser marking
<b>M22759/90*</b>	AS22759/90	26 to 20	Conductor : Nickel coated high strength or ultra high strength copper alloy Insulation : special polyimide tape + PTFE tapes Normal weight Marking : Suitable for UV laser marking
<b>M22759/92*</b>	AS22759/92	26 to 10	Conductor : Nickel plated copper Insulation : Special polyimide tape + PTFE tapes Light weight Marking : Suitable for UV laser marking
▶ ASSEMBLIES, SHIELDED & JACKETED			
<b>M27500...WK</b>	NEMA-WC 27500	26 to 14	Assemblies, shielded/jacketed of M22759/87 cores
<b>M27500...WN</b>	NEMA-WC 27500	26 to 20	Assemblies, shielded/jacketed of M22759/90 cores
<b>M27500...WR</b>	NEMA-WC 27500	26 to 14	Assemblies, shielded/jacketed of M22759/92 cores



For detailed technical information refer to the product data sheet.

\* : Products approved on qualified products list (QPL) QPL-AS22759

# ET-E-EE Series

Temperature range : - 90 °C + 200°C

## NEMA HP3 Wires (MIL W 16878)

Cable family	Operating voltage	AWG Size Range	Construction
▶ SINGLE CORE			
<b>ET</b>	250 V	32 to 20	Conductor : Silver plated copper In option : Nickel plated copper conductor (up to 260°C) Insulation : PTFE
<b>E</b>	600 V	32 to 12	Conductor : Silver plated copper In option : Nickel plated copper conductor (up to 260°C) Insulation : PTFE
<b>EE</b>	1000 V	32 to 12	Conductor : Silver plated copper In option : Nickel plated copper conductor (up to 260°C) Insulation : PTFE
▶ SHIELDED & JACKETED			
<b>ET</b>	250 V	30 to 20	Cores : ET, E, or EE series Shield : Silver plated copper braid Sheath : PTFE Exist in 1, 2 or 3 conductors
<b>E</b>	600 V	30 to 20	Cores : ET, E, or EE series Shield : Silver plated copper braid Sheath : PTFE Exist in 1, 2 or 3 conductors
<b>EE</b>	1000 V	30 to 20	Cores : ET, E, or EE series Shield : Silver plated copper braid Sheath : PTFE Exist in 1, 2 or 3 conductors



For detailed technical information refer to the product data sheet.

To know the different shield and jacket styles available, please contact our sales department.

## Coaxial Cables 200 or 250°C

Cable family	ASNE	Standard EN	MIL	Ø mm	Impedance Ohms	Temperature range	Construction
<b>XE</b>	NSA 935 344		M17/138 00001 RG 188AU	2.70	50	250°C	Inner conductor : Silver plated annealed copper covered steel Dielectric core : PTFE Outer conductor : 1 Silver plated copper braid Jacket : PTFE
<b>XF</b>	ASNE0293		M17/128 00001 RG 400U	4.95	50	200°C	Inner conductor : Silver plated copper Dielectric core : PTFE Outer conductor : 2 silver plated copper braids Jacket : FEP
<b>XS</b>	NSA 935 355		M17/86 00001 RG 225U	10.90	50	200°C	Inner conductor : Silver plated copper Dielectric core : PTFE Outer conductor : 2 Silver plated copper braids Jacket : PTFE tape + PTFE coated fibreglass braid
<b>XY</b>	ASNE0639		M17/94 RG 179BU	2.54	75	200°C	Inner conductor : Silver plated annealed copper plated steel Dielectric core : PTFE Outer conductor : 1 silver plated copper braid Jacket : FEP
<b>WH</b>	ASNE0634		M17/137 00001	3.58	95	230°C	Inner conductor : Silver plated annealed copper plated steel Dielectric core : PTFE Outer conductor : Silver plated copper braid Jacket : PFA
<b>WL</b>	ASNE0690	EN4604-005		2.30	75	200°C	Inner conductor : silver plated annealed copper plated steel Dielectric core : Low density PTFE Outer conductor : 2 Silver plated copper braids Jacket : FEP
<b>WS</b>	ASNE0752	EN4604-004		2.50	50	200°C	Inner conductor : Silver plated copper Dielectric core : PTFE Outer conductor : Silver plated copper braid + high immunity tape + silver plated copper braid Jacket : Polyimide tape + FEP topcoat
<b>WZ</b>		EN4604-003		3.55	50	200°C	Inner conductor : Silver plated copper Dielectric core : Low density PTFE Outer conductor : Silver plated copper braid Jacket : FEP



For detailed technical information refer to the product data sheet.

# Data Transmission

## Twinax-Bus Cables 150°C to 200°C

Cable family	Standard		Ø mm	AWG	Impedance Ohms	Temperature range	Construction
	ASNE	EN					
<b>HE</b>	ASNE0259	-	4.50	24	125	150°C	Shielded and sheathed Data bus twisted pair Conductor : Silver plated copper alloy Insulation : PTFE Shield : Nickel plated copper braid Sheath : Polyimide tapes
<b>WF</b>	ABS0386	-	3.30	24	100	200°C	Shielded and sheathed Data bus twisted pair Conductor : Silver plated copper alloy Insulation : PTFE Shield : Nickel plated copper braid Sheath : Polyimide tapes
<b>WJB</b>	ASNE0479	-	3.7	24	77	200°C	Shielded and sheathed Data bus twisted pair Conductor : Silver plated copper alloy Insulation : PTFE Shield : 2 Tinned plated copper braids Sheath : FEP
<b>WJC</b>	-	EN3375-004-C	3.7	24	77	200°C	Shielded and sheathed Data bus twisted pair Conductor : Silver plated copper alloy Insulation : PTFE Shield : 2 Silver plated copper braids Sheath : FEP
<b>WV</b>	-	EN3375-005	3.80	24	77	200°C	Shielded and sheathed Data bus twisted pair Conductor : Silver plated copper alloy Insulation : PTFE Shield : Silver plated copper braid + 1 high immunity tape + silver plated copper braid Sheath : FEP
<b>WW</b>	-	EN3375-007	2.90	26	77	200°C	Shielded and sheathed Data bus twisted pair Conductor : Silver plated copper alloy Insulation : PTFE Shield : 2 Silver plated copper braid Sheath : FEP
<b>XM</b>	ASNE0290	EN3375-006	3.10	24	78	200°C	Shielded and sheathed Data bus twisted pair Conductor : Silver plated copper alloy Insulation : PTFE Shield : Nickel plated copper braid Sheath : Polyimide tapes



For detailed technical information refer to the product data sheet.



## Quad-Ethernet

Cable family	Standards	Ø mm	AWG Size	Impedance Ohms	Construction
KB	ABS0972 F 4704-4 ARINC 664	4.40	24	100	Conductor : Silver plated copper alloy Insulation : Fluoropolymer Shield : 1 Silver plated copper braid Sheath : FEP Marking : Suitable for UV laser marking
	ABS1503 F 4704-5 ARINC 664	4.40	24	100	Conductor : Silver plated copper alloy Insulation : Fluoropolymer Shield : 1 Silver plated copper braid Sheath : FEP Marking : Suitable for UV laser marking
	F 4704-6	3.80	26	100	Conductor : Silver plated copper alloy Insulation : Fluoropolymer Shield : 1 Silver plated copper braid Sheath : FEP Marking : Suitable for UV laser marking
	F 4704-7	5	22	100	Conductor : Silver plated copper alloy Insulation : Fluoropolymer Shield : 1 Silver plated copper braid Sheath : FEP Marking : Suitable for UV laser marking
	F 4704-8	6.00	24	150	Conductor : Silver plated copper Insulation : PTFE foam skin Shield : 1 Silver plated copper braid Sheath : FEP Marking : Suitable for UV laser marking
	F 4704-9	4.85	26	150	Conductor : Silver plated copper Insulation : PTFE foam skin Shield : 1 Silver plated copper braid Sheath : FEP Marking : Suitable for UV laser marking
	F 4709-6	5.30	24	100	High immunity Quad Cable Conductor : Silver plated copper Insulation : Fluoropolymer Protection tape Shield : Silver plated + copper High permeability screen Braid : Silver plated copper Jacket : Fluoropolymer



For detailed technical information refer to the product data sheet.

# Space Wires

Temperature range : - 100 °C + 200°C

Operating Voltage : 600 V

## F A3901 Series Light and Medium Weight constructions

	Cable family	Standards	AWG Range	Description
<b>► MEDIUM WEIGHT</b>				
<b>SINGLE CORE</b>	A3901-1-1	ESCC/ESA 3901-001	28 to 12	Conductor : Silver plated copper Insulation : Polyimide tapes Polyimide top coat
<b>MULTICORES JACKETED</b>	A3901-1-X-G X : 2 to 3 conductors	ESCC/ESA 3901-001	16 to 12	Conductor : Silver plated copper Insulation : Polyimide tapes Polyimide top coat Sheath : Polyimide tapes
<b>SHIELDED JACKETED</b>	A3901-1-X-HG X : 1 to 3 conductors	ESCC/ESA 3901-001	16 to 12	Conductor : Silver plated copper Insulation : Polyimide tapes Polyimide top coat Shield Helical screen-silver plated copper Sheath : Polyimide tapes
<b>► LIGHT WEIGHT</b>				
<b>SINGLE CORE</b>	A3901-2-1	ESCC/ESA 3901-002	28 to 18	Conductor : Silver plated copper Insulation : Polyimide tapes Polyimide top coat
<b>MULTICORES JACKETED</b>	A3901-2-X-G X : 2 to 3 conductors	ESCC/ESA 3901-002	28 to 18	Conductor : Silver plated copper Insulation : Polyimide tapes Sheath : Polyimide top coat Polyimide tapes
<b>SHIELDED JACKETED</b>	A3901-2-X-HG X : 1 to 3 conductors	ESCC/ESA 3901-002	28 to 18	Conductor : Silver plated copper Insulation : Polyimide tapes Polyimide top coat Helical screen-silver plated copper Sheath : Polyimide tapes PTFE tape or top coat



For detailed technical information refer to the product data sheet.

## F A3903 Series

Cable family	Applicable standard	AWG Size range	Temperature range	Description
<b>A3903-WP</b>	ESCC3903	30 to 28	- 100°C + 200°C	Solid conductor : Silver plated copper alloy Insulation : PFA
		26		Solid conductor : Silver plated copper Insulation : PFA
<b>A3903-WY</b>	ESCC3903	30 to 28	- 60°C + 100°C	Solid conductor : Silver plated copper alloy Insulation Kynar
		26		Solid conductor : Silver plated copper Insulation Kynar

These wires are also available in twisted pairs. Please contact our sales department.

# Technical parameters

## Conductor American Wire Gauge (AWG) mm<sup>2</sup>

AWG wire gauge	Conductor type	Nominal Ø (mm)	Nominal section (mm <sup>2</sup> )	AWG wire gauge	Conductor type	Nominal Ø (mm)	Nominal section (mm <sup>2</sup> )	AWG wire gauge	Conductor type	Nominal Ø (mm)	Nominal section (mm <sup>2</sup> )
28	Bare wire	0.320	0.080	24	7/32	0.610	0.226	18	16/30	1.200	0.808
	7/36	0.381	0.071		10/34	0.584	0.200		19/30	1.240	0.957
	19/40	0.406	0.093		19/36	0.610	0.239		41/34	1.200	0.819
27	Bare wire	0.361	0.102		41/40	0.584	0.201		65/36	1.200	0.845
	7/35	0.457	0.111	23	Bare wire	0.574	0.259	17	Bare wire	1.150	1.039
26	Bare wire	0.404	0.127	22	Bare wire	0.643	0.322	16	Bare wire	1.290	1.300
	7/34	0.483	0.140		7/30	0.762	0.352		7.24	1.520	1.420
	10/36	0.533	0.127		19/34	0.787	0.380		19/29	1.470	1.216
	19/38	0.508	0.153		26/36	0.762	0.327		26/30	1.500	0.310
25	Bare wire	0.455	0.163	18	Bare wire	1.020	0.816		65/34	1.500	1.300
24	Bare wire	0.511	0.203		7/26	1.220	0.891		105/36	1.500	1.365

## Section/Intensity

Indicative acceptable current value at 20°C for cable equipped with insulated stranded conductors.

Number of conductors	I (A) AWG 22	I (A) AWG 20	I (A) AWG 18	I (A) AWG 16	I (A) AWG 14
1	7	11	16	22	32
2	6.8	8	10	11.5	17
3	5.8	7	9	11	15
4	5.3	6.4	8	9	14
5	5	6	7.5	8.5	13
7	4.4	5.3	6.8	7.5	11.5
10	3.8	4.7	6	6.8	10
12	3.7	4.4	5.7	6.4	9.5
19	3.2	3.8	4.9	5.5	8
27	2.8	3.4	4.3	4.9	7.5
37	2.5	3	3.9	4.4	6.5

For detailed technical information refer to the product data sheet.

# Technical parameters












## Conductor Material

Operating temp. Max (°C)	Peak temp. (°C)	Design	Ident. (annealed copper)	Hardness Vickers or Brinell (HV or HB)	Breaking strength max (N/mm <sup>2</sup> )	Modulus of elasticity 20°(kN/mm <sup>2</sup> )	Density (g/cm <sup>3</sup> )	Thermal conduc. W (MC)	Resistivity 20°C (Ohms/cm)	Resistivity vs. Temp. Coef x°C
150	450	Copper	Cu	110HV	220	130	8.89	395	1.724	3.93.10 <sup>-3</sup>
180	500	Copper without oxygen	Cu O	110HV	220	130	8.89	395	1.724	3.93.10 <sup>-3</sup>
150	300	Tin plated copper	Cu Sn pb (ASTM B33)	110 HV	220	130	8.89	395	1.74-1.80	4.10 <sup>-3</sup>
200	450	Silver plated copper	Cu Ag (ASTM B298)	110HV	220	130	8.89	395	1.724	3.89.10 <sup>-3</sup>
260	500	Nickel plated copper	CuNi (ASTM B355)	110HV	220	130	8.89	395	1.74-1.80	4.2.10 <sup>-3</sup>

## Stranded conductor constructions

AWG wire gauge	Cross Section (mm <sup>2</sup> )	Semi-rigid construction	Flexible construction	High-flexible construction
28	0.09	7 x 0.13	19 x 0.08	X
26	0.14	7 x 0.16	19 x 0.10	X
24	0.22	7 x 0.20	19 x 0.13	133 x 0.05
22	0.34	7 x 0.25	19 x 0.16	41 x 0.10
20	0.60	7 x 0.32	19 x 0.20	42 x 0.13
18	0.93	7 x 0.36	19 x 0.25	26 x 0.20
16	1.34	7 x 0.45	19 x 0.30	26 x 0.26

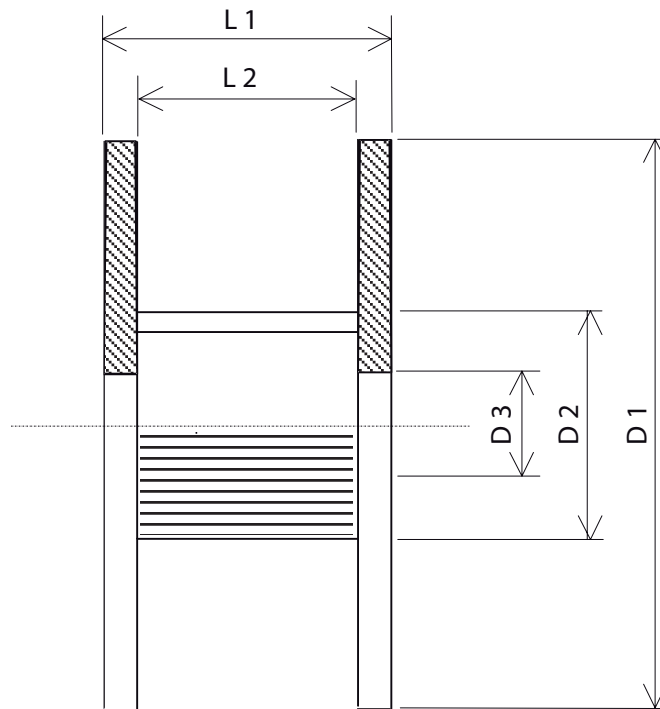
## Equivalence international colour codes and EN norms

 Natural	 Red : 2 or A	 Green : 5 or D	 Grey : 8 or K
 Black : 0 or F	 Orange : 3 or H	 Blue : 6 or B	 White : 9 or E
 Brown : 1 or G	 Yellow : 4 or C	 Purple : 7 or J	

# Reel Size and Weight

▶ SPOOLS								
Weight	TYPE OF SPOOL	DIMENSIONS (in millimeters)					Material	DRAKA FILECA REFERENCE
		L1	L2	D1	D2	D3		
65 g		105	99.5	119	50	46	Plastic	LPD 120
200 g		140	131	179	84.5	26	Plastic	LP 180
450 g	B2	105	90	276	160	26	Plastic	LP 280
530 g	B3	185	165	276	160	26	Plastic	LPD 280
1.50 kg		120	110	380	220	26	Plastic	LP 380

▶ REELS								
Weight	TYPE OF REEL	DIMENSIONS (in millimeters)					Material	DRAKA FILECA REFERENCE
		L1	L2	D1	D2	D3		
1.8 kg	T1	220	200	380	225	35	Plastic	LP 400
4.2 kg	T2	330	300	600	350	42	Wood	LB 600
9.0 kg	T3	380	350	750	350	80	Wood	LB 750



▶ UNSHIELDED

**CF : - 55°C / + 200°C**

**EN 2266-XXX Y zzz P**

- Colour coding
- Gauge : See Table
- Number of cores :  
A = 1  
B = 2  
C = 3  
D = 4
- Wire : 005  
Cores for multiconductors : 003

**DM/DR : - 65°C / + 260°C**

**EN 2267-XXX Y zzz P**

- Colour coding
- Gauge : See Table
- Number of cores :  
A = 1  
B = 2  
C = 3  
D = 4
- DM    DR  
Wire : 008    010  
Cores for multiconductors :  
007    009

▶ SHIELDED

**EN 2713-007 Y zzz F**

- Colour coding
- Gauge : See Table
- Number of cores :  
A = 1  
B = 2  
C = 3  
D = 4

**EN 2714-XXX Y zzz F**

- Colour coding
- Gauge : See Table
- Number of cores :  
A = 1  
B = 2  
C = 3  
D = 4
- DM    DR  
011    013

# Multicores Unshielded

## Colours for P, Q, R and S codes :

Code for core size	P	Q	R	S
001	White	Pink	White	Light yellow
002	White	White	Light blue	White
004	Light green	Light green	White	Light green
006	White	Pink	Light blue	White
010	White	White	White	White
012	White	Light green	Light blue	White
020	White	Pink	White	White
030	White	White	White	White
050	White	Light green	White	White
051	White	Light green	White	White
090	White	-	White	White
140	White	-	White	White
220	White	-	White	White
340	White	-	White	White

## Shielded

### Code A

Number of cores in cables	Colours			
1	White	-	-	-
2	White	Blue	-	-
3	White	Blue	Yellow	-
4	White	Blue	Yellow	Green

Jacket: for codes 002/006/012 light blue, white for other sizes

### Code B

Number of cores in cables	Colours										
1	White	-	-	-	-	-	-	-	-	-	-
2	White	Blue	-	-	-	-	-	-	-	-	-
3	White	Blue	Orange	-	-	-	-	-	-	-	-
4	White	Blue	Orange	Green	-	-	-	-	-	-	-
5	White	Blue	Orange	Green	Red	-	-	-	-	-	-
6	White	Blue	Orange	Green	Red	Black	-	-	-	-	-
7	White	Blue	Orange	Green	Red	Black	Yellow	-	-	-	-
8	White	Blue	Orange	Green	Red	Black	Yellow	Violet	-	-	-
9	White	Blue	Orange	Green	Red	Black	Yellow	Violet	Grey	-	-
10	White	Blue	Orange	Green	Red	Black	Yellow	Violet	Grey	Brown	-

Jacket: for codes 002/006/012 light blue, white for other sizes

### Code C

Number of cores in cables	Colours										
1	White	-	-	-	-	-	-	-	-	-	-
2	White	Blue	-	-	-	-	-	-	-	-	-
3	White	Blue	Orange	-	-	-	-	-	-	-	-
4	White	Blue	Orange	Green	-	-	-	-	-	-	-
5	White	Blue	Orange	Green	Red	-	-	-	-	-	-
6	White	Blue	Orange	Green	Red	Black	-	-	-	-	-
7	White	Blue	Orange	Green	Red	Black	Yellow	-	-	-	-
8	White	Blue	Orange	Green	Red	Black	Yellow	Violet	-	-	-
9	White	Blue	Orange	Green	Red	Black	Yellow	Violet	Grey	-	-
10	White	Blue	Orange	Green	Red	Black	Yellow	Violet	Grey	Brown	-

Jacket : white



## GAUGE Identification :

Gauge coding :	Nominal section mm <sup>2</sup>	AWG
001	0,15	26
002	0,25	24
004	0,40	22
006	0,60	20
010	1	18
012	1,20	16
020	2	14
030	3	12
051	5	10
090	9	8
140	14	6

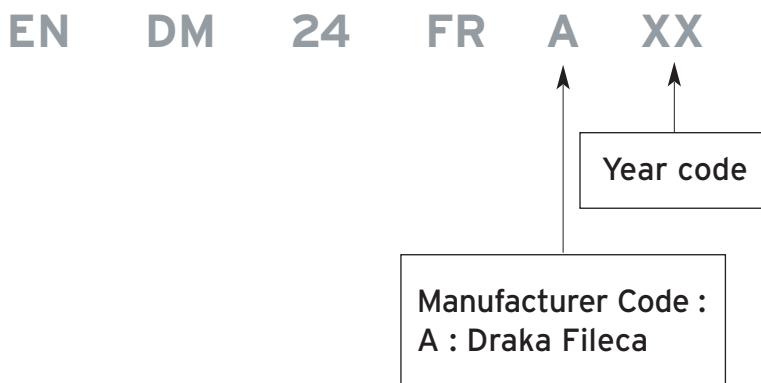
Cross reference table :

- Refer to Draka Fileca document n°CF-DM-DR cross references.

- Beware of colour codes !

- Refer to document EN4434.

## Cable Marking :



# Company profile

## DRAKA

The group develops, produces and sells the full range of cable products for standard and customer specific applications.

Draka Automotive & Aviation refers to all Draka activities relating to the 'people moving industries' of Automotive and Aviation providing just-in-time delivery of product in a mass production environment.

- **Corporate name :** Draka Fileca SAS
- **Legal form :** Limited company, a fully owned subsidiary of the Draka Holding group.
- **Registered office :** Route Nationale n° 1  
60730 Sainte-Geneviève  
FRANCE  
Phone : + 33 (0) 3 44 08 21 21  
Fax : + 33 (0) 3 44 08 98 86  
Mail : fileca-office@draka.com  
Web : www.draka-fileca.com
- **Capital :** 5 439 700 €
- **Creation date :** 1959
- **Quality :** Certified ISO 9001 (2000), AS/EN 9100, ESA, QPL
- **Activity :** Development and manufacturing of tape wrapped or extruded wires and cables for Aeronautics, military, space, geophysics, and Industrial applications.
- **Products :** Single and multicore, high temperature, high immunity, electrical cables, coaxial cables, data transmission cables. Special fibre optic constructions

# Passion for excellence





# Draka

Automotive & Aviation

